


Playdough to PLATO



Thank you for your download! I hope that Playdough to Plato and The STEM Laboratory are helpful sources of fun, creative learning activities for your classroom or homeschool.

Be sure to follow along with our newest learning activities!

FACEBOOK- [Facebook.com/PlaydoughToPlato](https://www.facebook.com/PlaydoughToPlato) and [The STEM Laboratory](https://www.facebook.com/TheSTEMLaboratory)

PINTEREST- [Pinterest.com/Playdough2Plato](https://www.pinterest.com/Playdough2Plato)

INSTAGRAM- [Instagram.com/Playdough2Plato](https://www.instagram.com/Playdough2Plato)

Appreciatively,

Malia

playdoughtoplato@gmail.com or theSTEMlaboratory@gmail.com

TERMS OF USE

You are welcome to use this printable for personal or classroom use.

If you would like to share these printables with friends, please invite them to download their own copy from the URL where you found it. I depend on website visitors to provide free printables.

You may not sell or in any way profit from this electronic file.

You may not store or distribute this file in any other website or another location where people may download it (ex. Dropbox, Facebook groups, 4Shared).

GRAPHICS CREDIT

Our clip art was created by Pretty Grafik Designs - <https://www.etsy.com/shop/Prettygrafikdesign>

Teaching in the Tongass - <https://www.teacherspayteachers.com/Store/Teaching-In-The-Tongass>

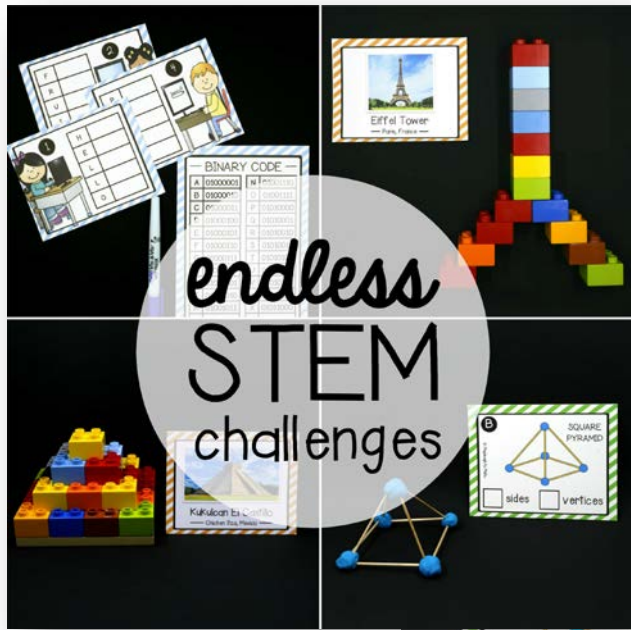
Whimsy Clips - <https://www.teacherspayteachers.com/Store/Whimsy-Clips>

Little Red - <https://www.teacherspayteachers.com/Store/Littlered>

Sculpt Designs- <https://www.teacherspayteachers.com/Store/Sculpt-Designs>

Pixel Paper Prints - <https://www.etsy.com/shop/pixelpaperprints>

love these? find more!



endless
STEM
challenges

BINARY CODE

A	01000001	N	01001110
B	01000010	O	01001111
C	01000011	P	01010000
D	01000100	Q	01010001
E	01000101	R	01010010
F	01000110	S	01010011
G	01000111	T	01010100
H	01001000	U	01010101
I	01001001	V	01010110
J	01001010	W	01010111
K	01001011	X	01011000
L	01001100	Y	01011001

Eiffel Tower
Paris, France

SQUARE PYRAMID


edges vertices

Kakurochihi
Oshichi-Roku Press



famous
landmarks
STEM Structures

Eiffel Tower
Paris, France



TOOTHPICK
STEM Structures

CUBE


edges vertices

SQUARE PYRAMID

edges vertices

PENTAGONAL PYRAMID

edges vertices



STEM
computer
coding

BINARY CODE

N	01001110
O	01001111
P	01010000
Q	01010001
R	01010010
S	01010011
T	01010100
U	01010101
V	01010110
W	01010111
X	01011000
Y	01011001

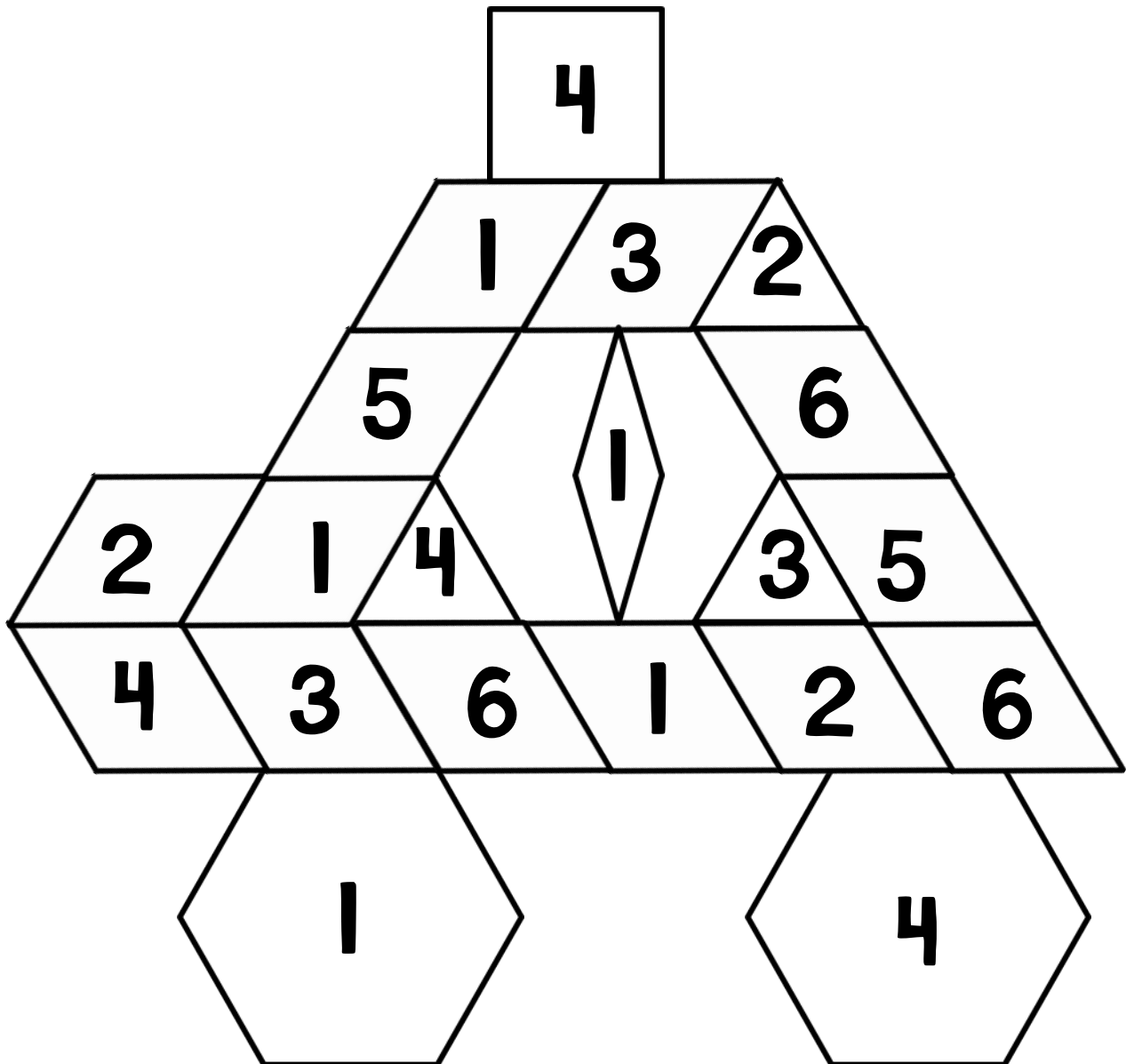
Available on...

Playdough to Plato & Teachers Pay Teachers.

Name _____

roll and cover

Roll your die. Cover the matching number with a pattern block below. Continue rolling and covering until the picture is complete.



Trapezoids _____



Rhombuses _____



Hexagons _____



Triangles _____

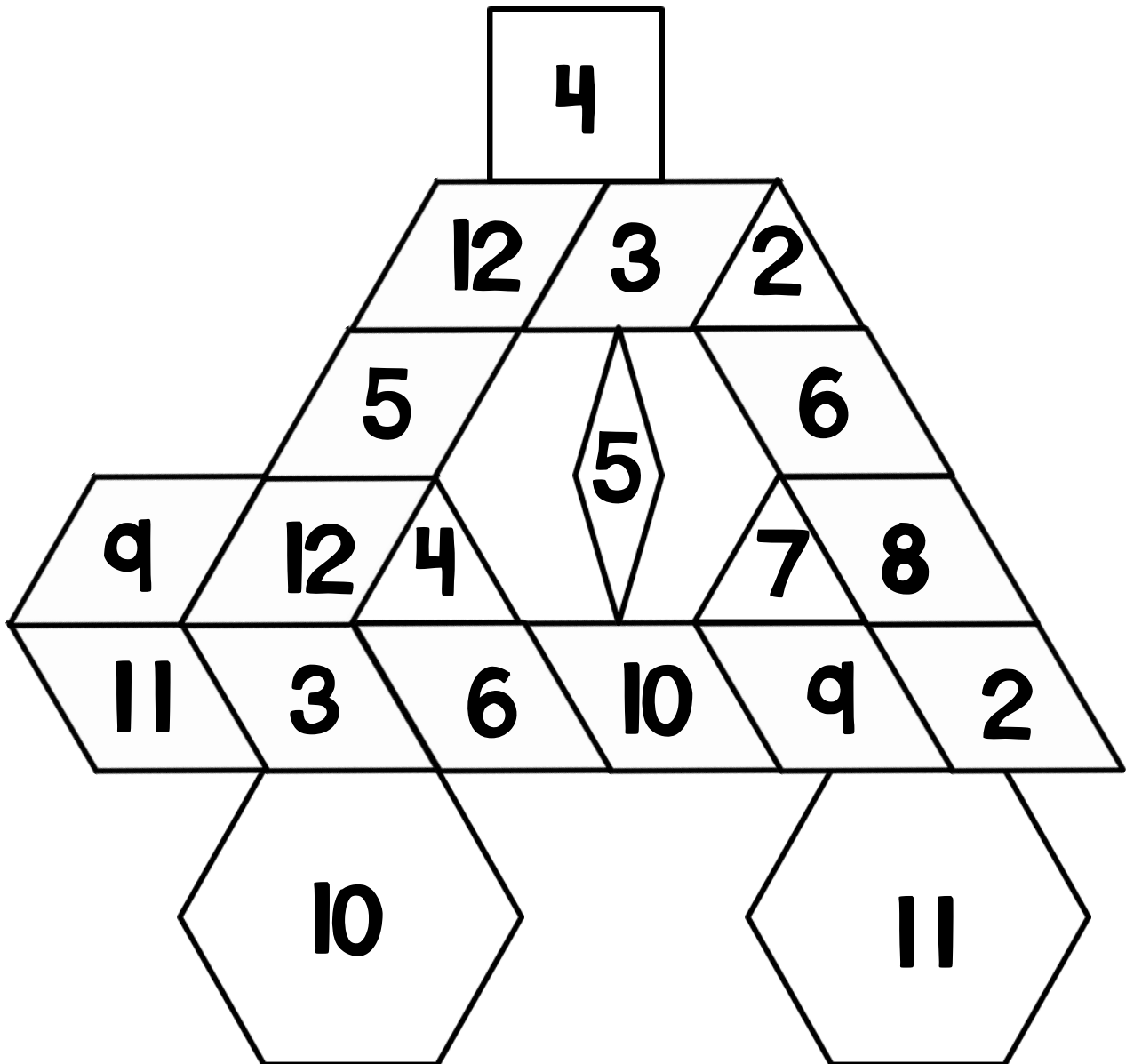


Squares _____

Name _____

roll, add, cover

Roll your dice. Add the numbers together and cover the sum with a pattern block below. Continue rolling and covering until the picture is complete.



Trapezoids _____



Rhombuses _____



Hexagons _____



Triangles _____

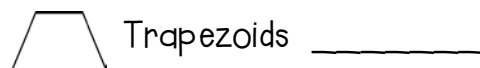
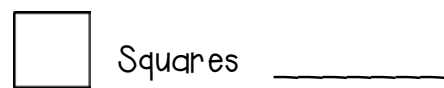
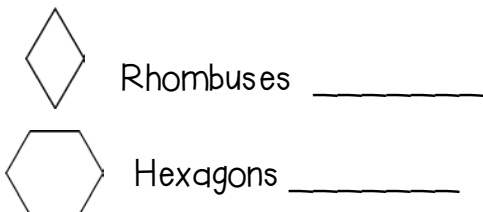
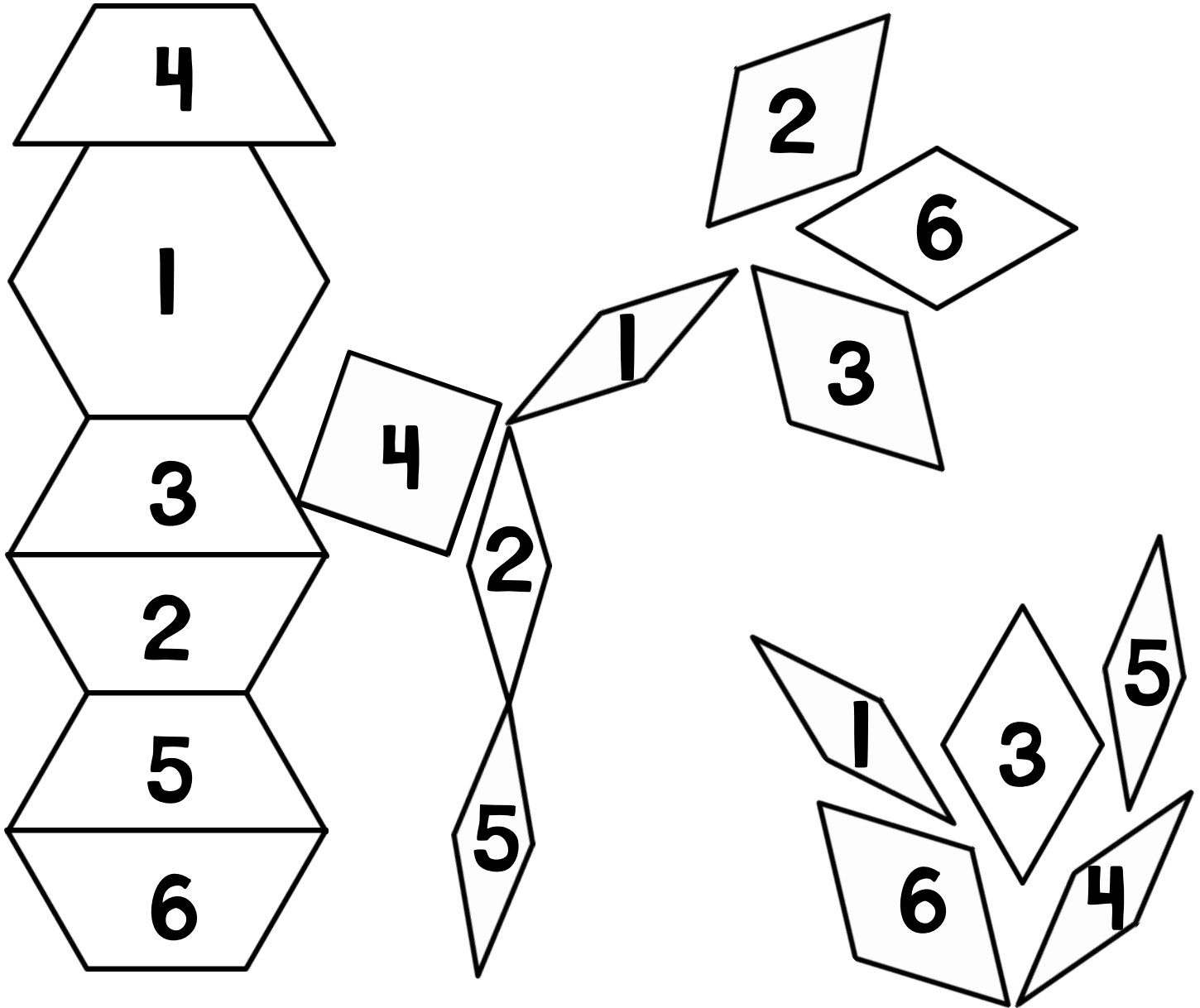


Squares _____

Name _____

roll and cover

Roll your die. Cover the matching number with a pattern block below. Continue rolling and covering until the picture is complete.



Name _____

roll, add, cover

Roll your dice. Add the numbers together and cover the sum with a pattern block below. Continue rolling and covering until the picture is complete.

