

# THANK YOU FOR DOWNLOADING

The following free printable item was created by Renee from the Science School Yard for The STEM Laboratory.

Copying any part of this product and placing it on the internet in any form is strictly prohibited and is a violation of the Digital Millennium Copyright Act (DMCA). Thank you for respecting my work!



© Science School Yard for the STEM Laboratory 2018

## Fonts and Graphics:

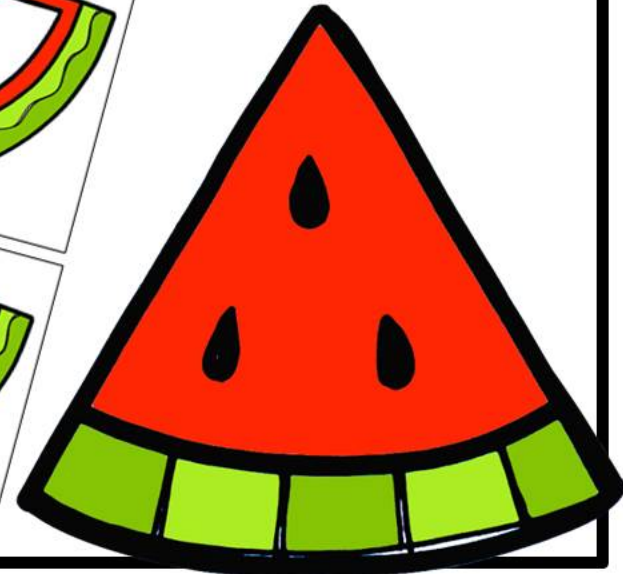
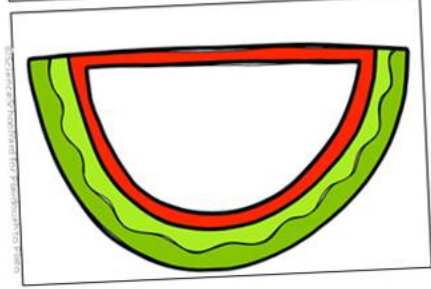






# WATERMELON MATH

## WATERMELON MATH

How to play:

1. Print off the watermelon multiplication cards.
2. Use the watermelon pattern underneath each problem to count out the watermelon seeds into groups.
3. Continue counting and multiplying for some summer fun!



©ScienceSchoolyard for Playdough to Plato

©ScienceSchoolyard for Playdough to Plato

©ScienceSchoolyard for Playdough to Plato



A decorative border shaped like a watermelon slice, with a green rind and a red flesh. The border is composed of several segments, each containing a small black seed. The border is wavy and irregular in shape, framing the central text.

# WATERMELON MATH

How to play:

1. Print off the watermelon multiplication cards.
2. Use the watermelon pattern underneath each problem to count out the watermelon seeds into groups.
3. Continue counting and multiplying for some summer fun!

